

GB

Cod. 219109EN ver. 1.0 - 02/2013 ©2013_www.imagination.it



Fas International Spa
Via Lago di Vico, 60
36015 Schio - Vicenza - Italy

Tel. +39 0445 502011
Fax +39 0445 502010

info@fas.it
www.fas.it



ISO 14001:2004



UNI EN ISO 9001:2008
N. 9190 FASI



N. IT 8691

Images and illustrations in this leaflet may not be a true representation of the equipment. FAS advise that the products and specifications could change without prior notice.

FAS 500
coffee machines

FAS
Vending Machines



FAS 500

coffee machines

- Modern design coordinated with Snack & Food models Krystal
- High quality beverages
- Big choice of products for a total of 7 canisters with wide openings
- 16 electromechanical illuminated selection buttons + 2 pre-selection sugar buttons
- Energy saving function
- High-performance FAS MF1 flat blade grinding/metering unit
- Excellent espresso guaranteed by the FAS EBG coffee group
- Solenoid mixing unit to optimize the temperatures in each individual instant product
- 3 auto-sucking high performance mixers
- 650cc pressure boiler
- Door with 3 closure points and programmable Rielda blocking lock




Krystal


FAS 500



Cup dispenser with double hinge joint for complete articulation of the unit, facilitates access to the internal machine parts for all loading, maintenance and cleaning operations



Mixer solenoid valve guarantees instant beverages with optimal differentiated temperatures



Flat blade professional grinder MF1



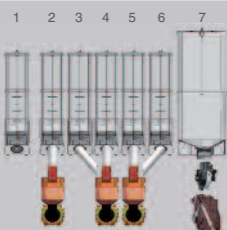
Electromechanical illuminated selection buttons

General Features

E-7

Height	mm	1830
Width	mm	600
Depth	mm	690
Depth with open door	mm	1260
Weight	Kg	151
Power Supply	V / Hz	230 / 50
Power Capacity	W	1560
EVA-EMP consumption (idle mode)*	Wh/h	65
Water connection	Mpa	0,1 / 0,8
Cups (166 cc)	n°	500
Stirrers	n°	550
Canisters	n°	7
Boiler	cc	pressure boiler 650
Protocol		MDB Executive BDV
Direct selection	n°	16
Pre-selection		2
Display		LCD 2x20
Standard Version		RAL 9006 / gray

*An EVA-EMP list indicating the power consumption of the machine is available on request.



E_7

1 = Sugar (on door)	2,9 kg
2 = Lemon tea	2,6 kg
3 = Chocolate	2,0 kg
4 = Milk	1,0 kg
5 = Instant coffee 1	0,8 kg
6 = Instant coffee 2	0,8 kg
7 = Coffee beans 1	4,0 kg
8 = Coffee beans 2	2,0 kg

The showing maximum capacity is purely indicative, weight can change depending on products.